


EXTERIOR

STYLING

Given the concept of creating “a partner which can help make work fun and life more enjoyable”, the 2WD model was designed with an energetic looking form in mind in order to enhance the Tacoma’s image from that of a basic pickup truck. On the other hand, the 4WD model was designed under the concept of providing “a highly advanced and responsive RV”, and to express a new type of individualism with a tough looking shape reminiscent of taut muscle.

►2WD Model◀



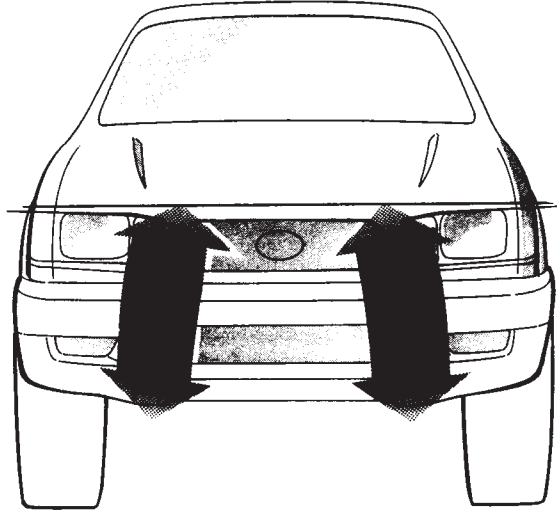
- The engine hood, radiator grille, and front fender have been shaped into a powerful and solid looking design. At the same time, the openings of the radiator grille and front bumper have been widened as much as possible in order to place an emphasis on their wideness. The hefty front lights express the vehicle’s strength and sportiness.
- The front fenders provide a bold and individualistic character line.
- A solidly built wheel flare and the character line give the vehicle’s rear view a very active look (the 4WD model is also similarly designed).
- The back-up lights in the rear combination lights are the embossed type to provide a unique lighting effect. In addition, the shape of the rear lights which sweep out from the tail gate gives that area a sense of wideness (the 4WD model is also similarly designed).



EXTERIOR

►4WD Model◀

- The combination of a deep-dished trapezoidal radiator grille and a valance panel with a sense of stability produces a powerful, pushed-out form.
- Offers an Xtra cab cabin with high-class quarter window graphics within a taut muscle body form (the 2WD model is also similarly designed).




EXTERIOR

EXTERIOR EQUIPMENT

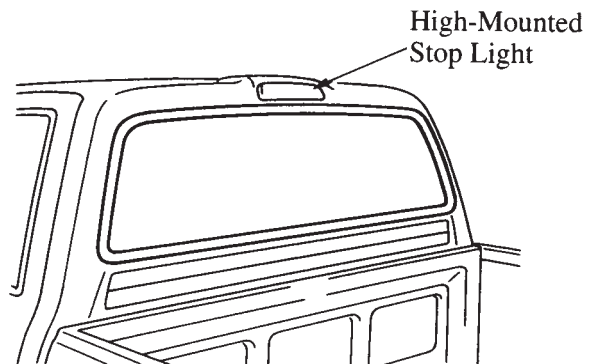
■ BUMPER

The valance panel is composed of resins, eliminating paint peeling and rusting due to chipping.



■ LIGHTS

- The daytime running light system is standard equipment on models for Canada.
- The light reminder system is standard equipment.
- The high-mounted stop light flush-mounted in the roof is standard equipment.



■ OUTSIDE REAR VIEW MIRROR

- The effective area of the outside rear view mirror has been enlarged.
- Electrical remote control mirrors are available as an option on SR5 grade models.

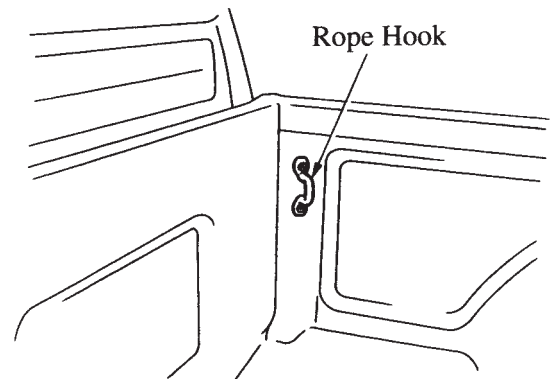
■ MOON ROOF

A removable moon roof with tilt-up function is available as an option on the Xtra cab models. This provides good ventilation and the exhilarating feeling of open air driving.

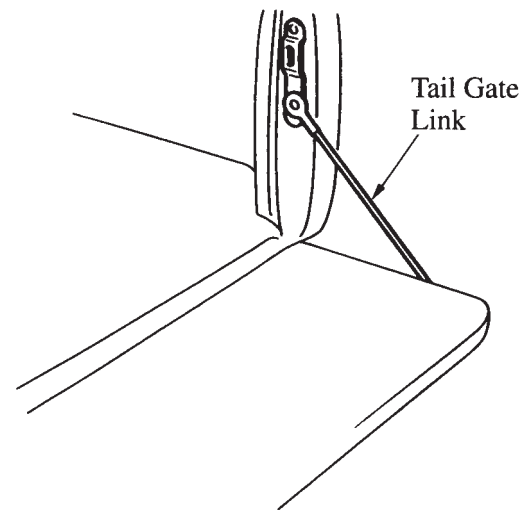
EXTERIOR

■ TRUCK BED

- Rope hooks are provided at 4 locations on the inner side panel.



- A cable type tail gate link has been adopted for a simplified design and enhanced appearance.



- A fuel tank cap holder is provided on the inside of the fuel lid. The fuel lid has a key lock.

