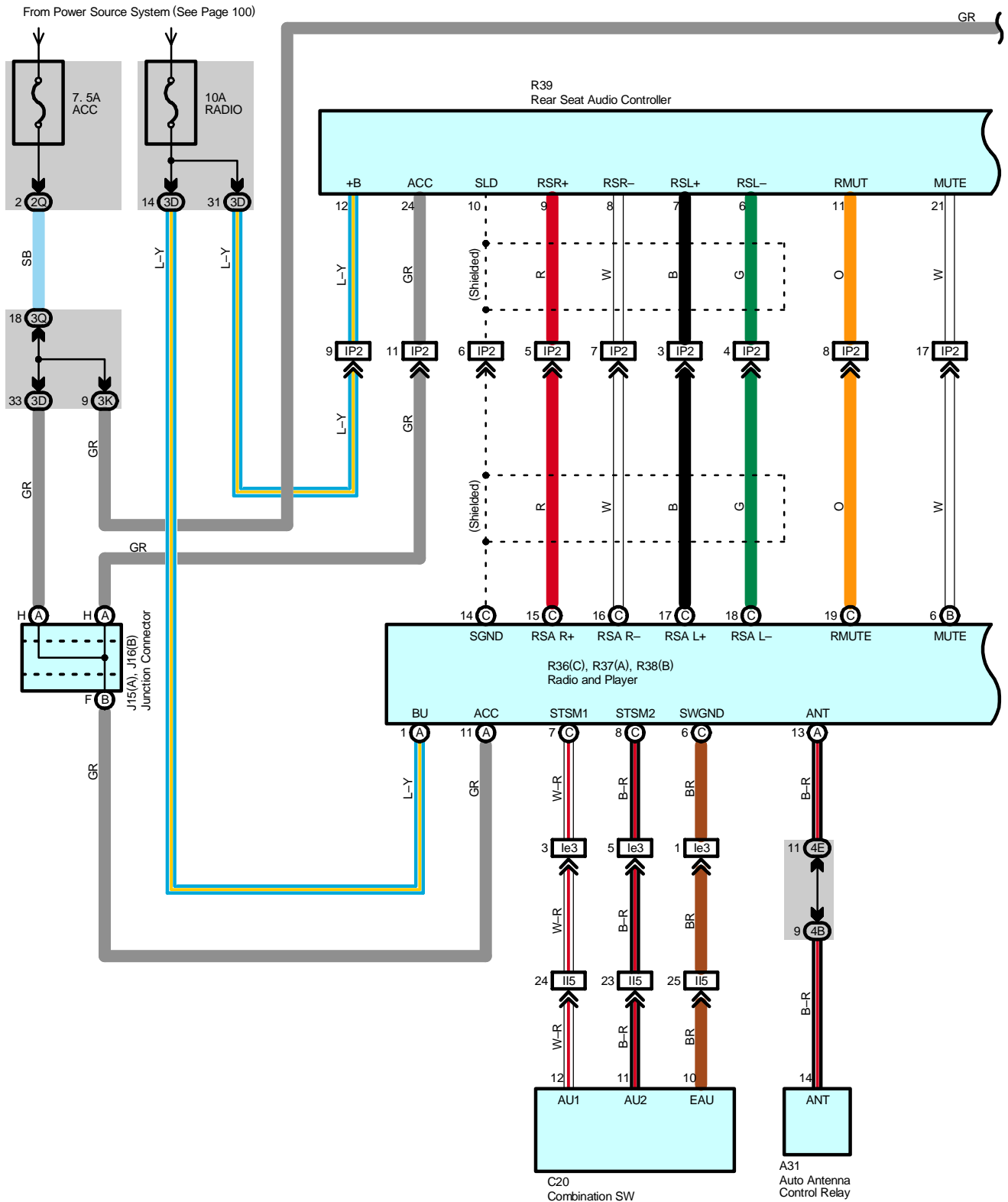
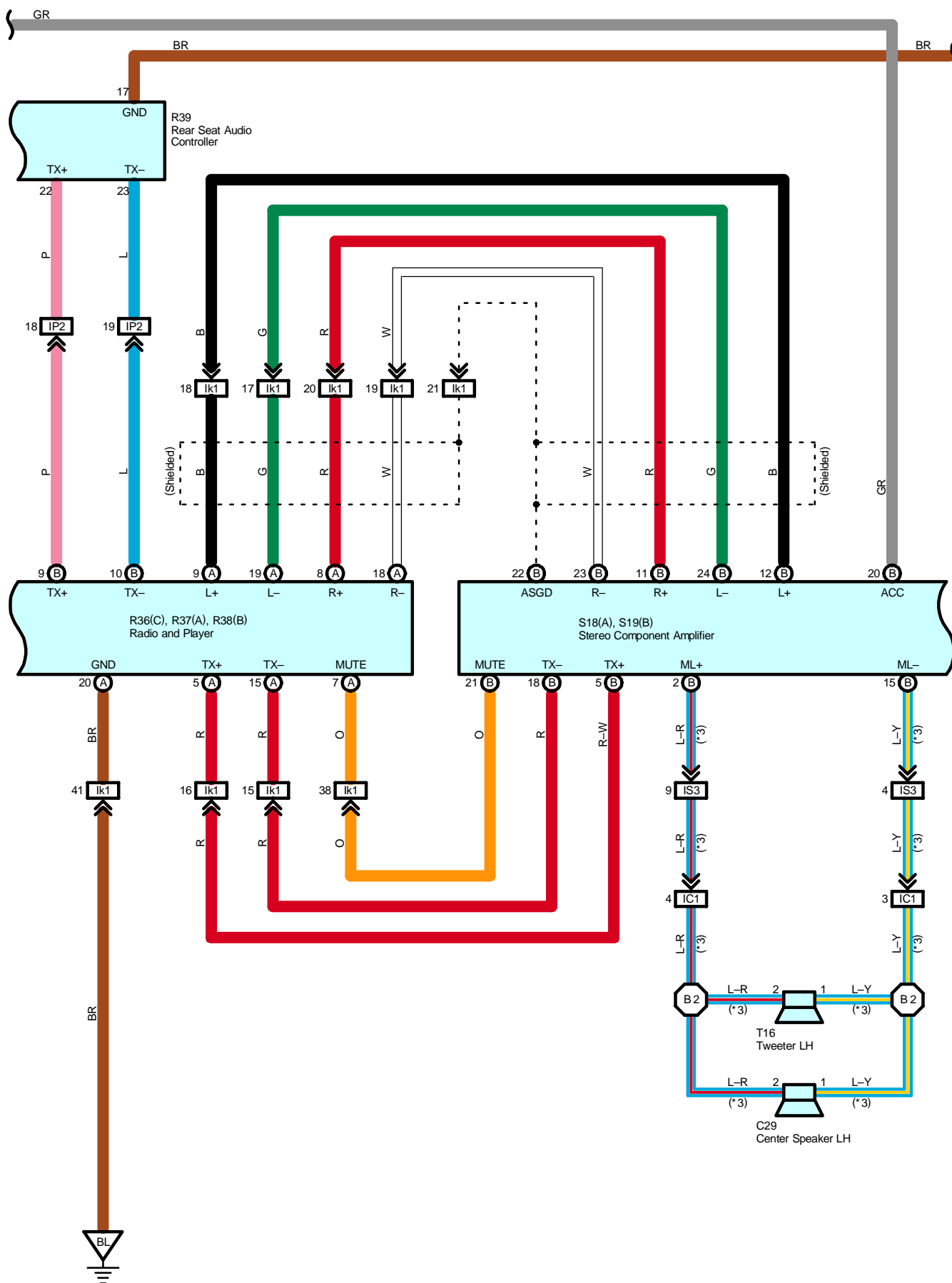
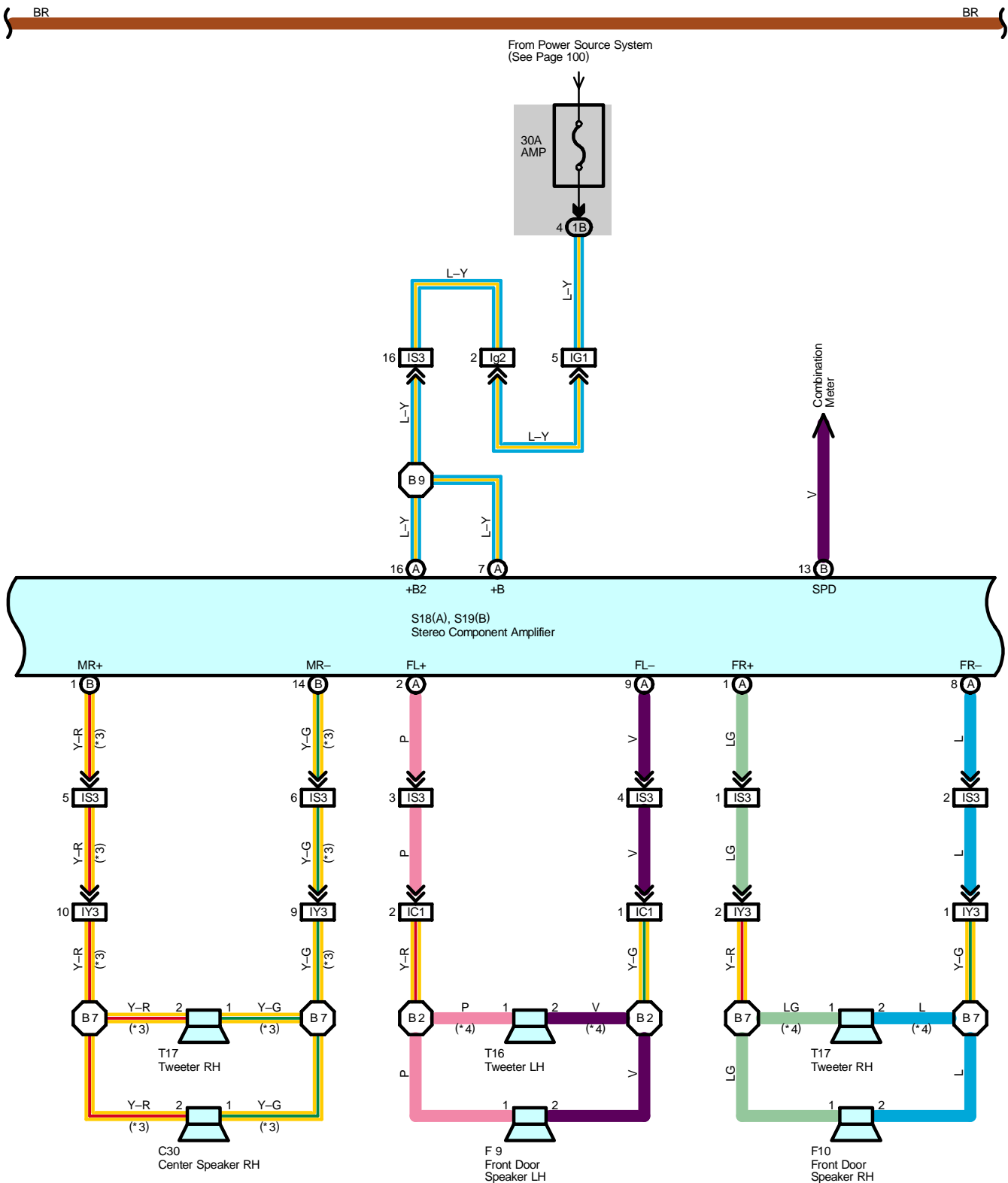


Radio and Player (w/o LEXUS Navigation System)





Radio and Player (w/o LEXUS Navigation System)





Radio and Player (w/o LEXUS Navigation System)

Service Hints

R37 Radio and Player

- 1—Ground : Always approx. 12 volts
- 11—Ground : Approx. 12 volts with ignition SW at ACC or ON position
- 20—Ground : Always continuity

S18 (A), S19(B) Stereo Component Amplifier

- (A) 7, (A) 16—Ground : Always approx. 12 volts
- (B) 20—Ground : Approx. 12 volts with ignition SW at ACC or ON position
- (A) 12, (A) 13—Ground : Always continuity

○ : Parts Location

Code	See Page	Code	See Page	Code	See Page
A31	70	J16	B 72	R38	B 73
C20	71	M9	A 72	R39	73
C29	74	M10	B 72	S18	A 75
C30	74	R19	75	S19	B 75
F9	74	R20	75	T16	75
F10	74	R36	C 73	T17	75
J15	A 72	R37	A 73	W5	75

○ : Junction Block and Wire Harness Connector

Code	See Page	Junction Block and Wire Harness (Connector Location)
1B	24	Engine Room No.2 Wire and Engine Room J/B (Engine Compartment Left)
2Q	30	Instrument Panel Integration Wire and Cowl Side J/B LH (Left Kick Panel)
3D	40	Dash Wire and Cowl Side J/B RH (Right Kick Panel)
3K	40	Floor No.2 Wire and Cowl Side J/B RH (Right Kick Panel)
3Q	42	Instrument Panel Integration Wire and Cowl Side J/B RH (Right Kick Panel)
4B	52	Dash Wire and J/B No.4 (Instrument Panel Center)
4E		

□ : Connector Joining Wire Harness and Wire Harness

Code	See Page	Joining Wire Harness and Wire Harness (Connector Location)
IC1	80	Front Door LH Wire and Dash Wire (Left Kick Panel)
ID4	80	Dash Wire and Floor No.1 Wire (Left Kick Panel)
IG1	82	Engine Room No.2 Wire and Dash Wire (Behind the Combination Meter)
II5	82	Dash Wire and Column Wire (Near the Ignition SW)
IP2	84	Rear Console Box Wire and Dash Wire (Right Side of Rear Console)
IS2	84	Dash Wire and Floor No.2 Wire (Right Kick Panel)
IS3		
IY3	86	Front Door RH Wire and Dash Wire (Right Kick Panel)
Ie3	86	Dash Wire and Dash Wire (Behind the Combination Meter)
Ig2	88	Dash Wire and Dash Wire (Instrument Panel Center)
Ik1	88	Dash Wire and Floor No.2 Wire (Right Side of Front Console)
Im1	88	Dash Wire and Computer No.4 Wire (Right Side of Rear Console)
In1	88	Computer No.4 Wire and Dash Wire (Right Side of Rear Console)
BB3	90	Rear Door LH Wire and Floor No.1 Wire (Left Side of Center Pillar)
BE3	90	Rear Door RH Wire and Floor No.2 Wire (Right Side of Center Pillar)

▽ : Ground Points

Code	See Page	Ground Points Location
BL	90	Rear Side Under the Front Passenger's Seat



: **Splice Points**

Code	See Page	Wire Harness with Splice Points	Code	See Page	Wire Harness with Splice Points
B2	92	Front Door LH Wire	B9	92	Floor No.2 Wire
B7	92	Front Door RH Wire			