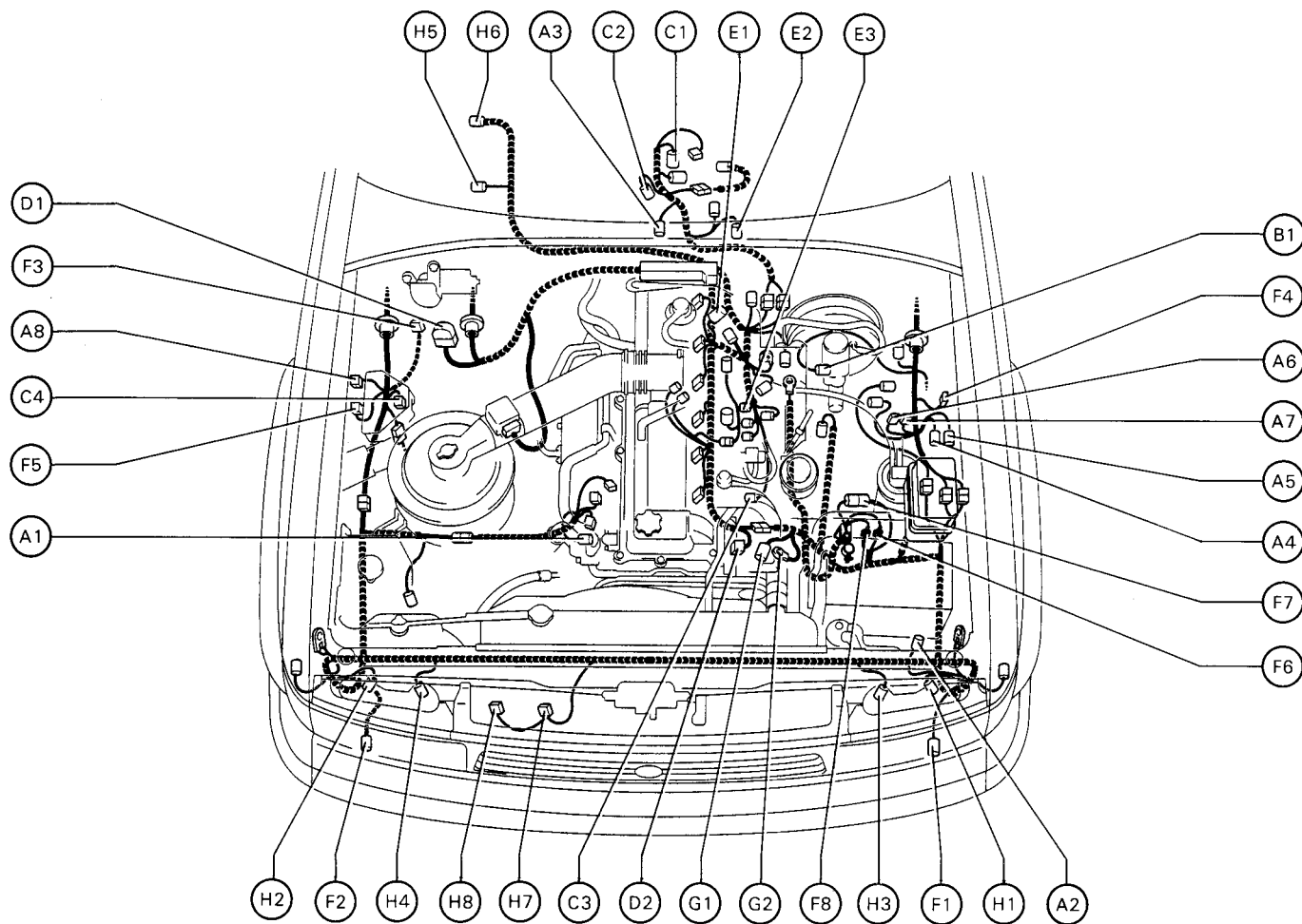


# ELECTRICAL WIRING ROUTING

## Position of Parts in Engine Compartment



- A 1 A/C Magnetic Clutch
- A 2 A/C Pressure SW
- A 3 A/T Fluid Temp. Sensor
- A 4 ABS Actuator
- A 5 ABS Actuator
- A 6 ABS Relay
- A 7 ABS Relay
- A 8 Auto Antenna Motor

- B 1 Brake Fluid Level Warning SW

- C 1 Center Diff. Lock Control Motor
- C 2 Center Diff. Lock Indicator SW
- C 3 Crankshaft Position Sensor
- C 4 Cruise Control Actuator

- D 1 Data Link Connector 1
- D 2 Distributor

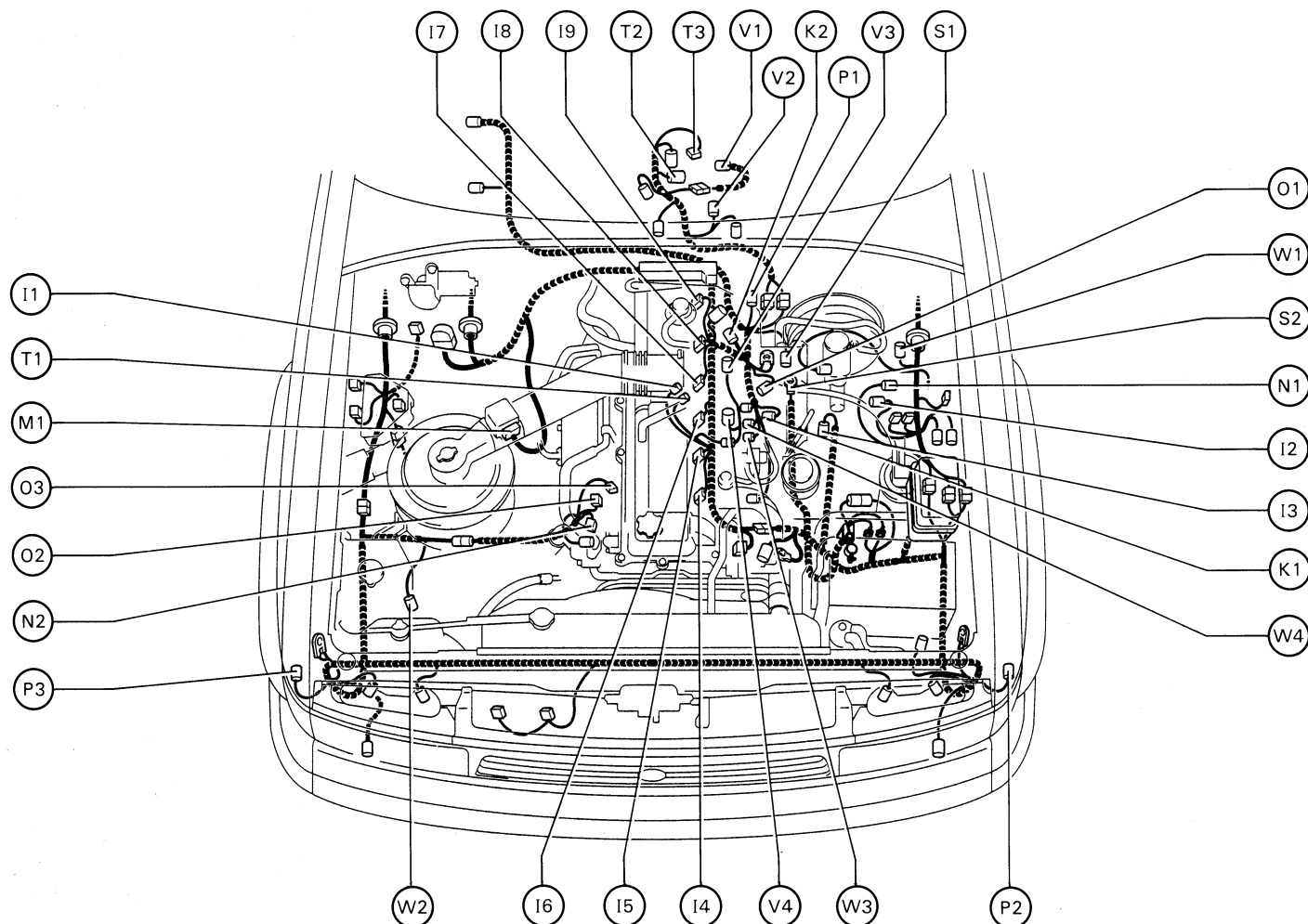
- E 1 EGR Gas Temp. Sensor
- E 2 Electronically Controlled Transmission Solenoid
- E 3 Engine Coolant Temp. Sensor

- F 1 Front Turn Signal Light LH
- F 2 Front Turn Signal Light RH
- F 3 Front Wiper Motor
- F 4 Front Pump Relay
- F 5 Front Pump Resistor
- F 6 Fusible Link (AM1)
- F 7 Fusible Link (AM2)
- F 8 Fusible Link (Main)

- G 1 Generator
- G 2 Generator

- H 1 Headlight Hi LH
- H 2 Headlight Hi RH
- H 3 Headlight Lo LH
- H 4 Headlight Lo RH
- H 5 Heated Oxygen Sensor (Bank 1 Sensor 1)
- H 6 Heated Oxygen Sensor (Bank 1 Sensor 2)
- H 7 Horn LH
- H 8 Horn RH

## Position of Parts in Engine Compartment



I 1 Idle Air Control Valve  
 I 2 Igniter  
 I 3 Ignition Coil  
 I 4 Injector No. 1  
 I 5 Injector No. 2  
 I 6 Injector No. 3  
 I 7 Injector No. 4  
 I 8 Injector No. 5  
 I 9 Injector No. 6

K 1 Knock Sensor 1  
 K 2 Knock Sensor 2

M 1 Mass Air Flow Meter

N 1 Noise Filter (Ignition System)  
 N 2 Noise Filter (Oil Pressure Sender)

O 1 Oil Level Warning SW  
 O 2 Oil Pressure Sender  
 O 3 Oil Pressure Sender

P 1 Park/Neutral Position SW  
 P 2 Parking Light LH  
 P 3 Parking Light RH

S 1 Starter  
 S 2 Starter

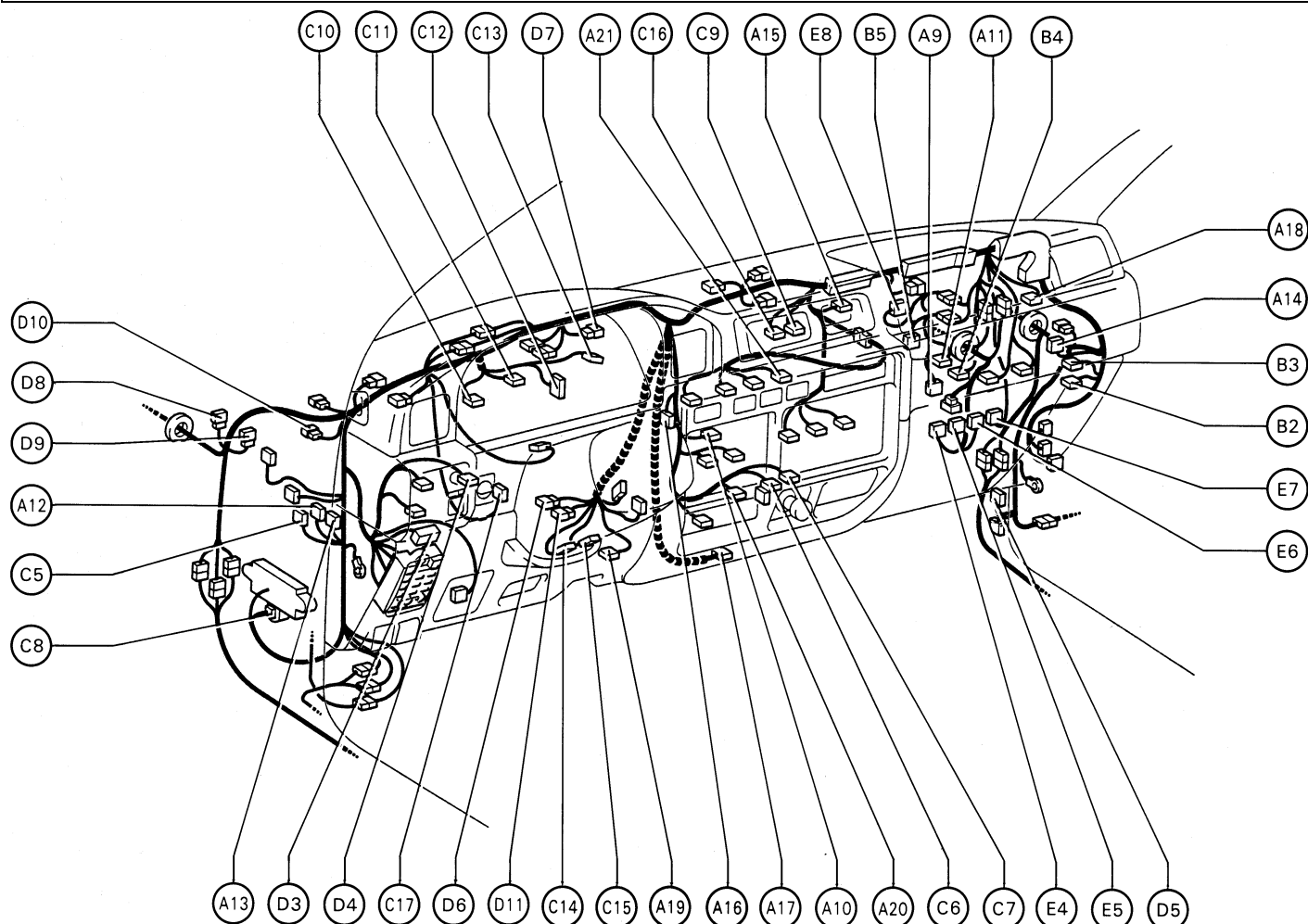
T 1 Throttle Position Sensor  
 T 2 Transfer L4 Position SW  
 T 3 Transfer Neutral Position SW

V 1 Vehicle Speed Sensor (Combination Meter)  
 V 2 Vehicle Speed Sensor (Electronically Controlled Transmission)  
 V 3 VSV (EGR)  
 V 4 VSV (Fuel Pressure Control)

W 1 Washer Change Valve  
 W 2 Washer Motor  
 W 3 Water Temp. Sender  
 W 4 Water Temp. SW (A/C)

# ELECTRICAL WIRING ROUTING

## Position of Parts in Instrument Panel



- A 9 A/C Amplifier
- A 10 A/C System Amplifier
- A 11 A/C Thermistor
- A 12 ABS ECU
- A 13 ABS ECU
- A 14 Air Inlet Servo Motor
- A 15 Air Mix Control Servo Motor
- A 16 Air Vent Mode Control Servo Motor
- A 17 Airbag Sensor Assembly
- A 18 Airbag Squib (Front Passenger's Airbag Assembly)
- A 19 Airbag Squib (Steering Wheel Pad)
- A 20 Ashtray Illumination
- A 21 Auto Antenna Control SW

- B 2 Blower Motor (A/C)
- B 3 Blower Motor (Heater)
- B 4 Blower Resistor
- B 5 Blower Speed Control Relay

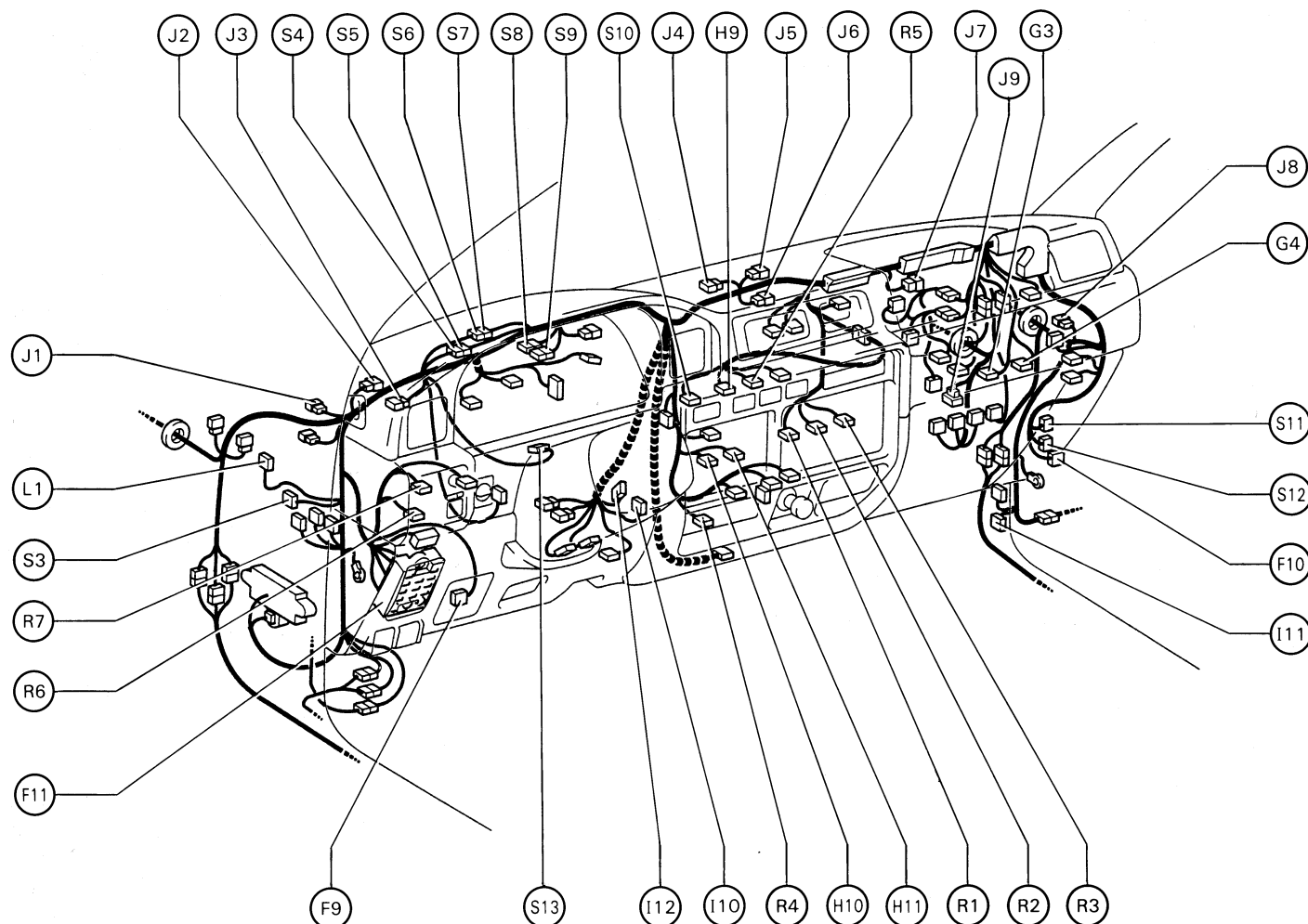
- C 5 Center Diff. Lock Control Relay
- C 6 Cigarette Lighter
- C 7 Cigarette Lighter Illumination
- C 8 Circuit Opening Relay
- C 9 Clock

- C 10 Combination Meter
- C 11 Combination Meter
- C 12 Combination Meter
- C 13 Combination Meter
- C 14 Combination SW
- C 15 Combination SW
- C 16 Cooling Fan (Radio and Player)
- C 17 Cruise Control ECU

- D 3 Data Link Connector 3
- D 4 Diff. Lock Control SW
- D 5 Diff. Lock ECU
- D 6 Diode (Front Washer)
- D 7 Diode (Headlight)
- D 8 Diode (Interior Light)
- D 9 Diode (Interior Light)
- D 10 Diode (Interior Light)
- D 11 Diode (Rear Washer)

- E 4 Engine Control Module
- E 5 Engine Control Module
- E 6 Engine Control Module
- E 7 Engine Control Module
- E 8 Engine Coolant Temp. Cut Relay

## Position of Parts in Instrument Panel



F 9 Front Speaker LH  
F 10 Front Speaker RH  
F 11 Fuse Block

G 3 Glove Box Light  
G 4 Glove Box Light SW

H 9 Hazard SW  
H 10 Heater Control SW and A/C SW  
H 11 Heater Control SW and A/C SW

I 10 Ignition Key Cylinder Light  
I 11 Ignition Key Cylinder Light Relay  
I 12 Ignition SW, Unlock Warning SW and Key Interlock Solenoid

J 1 Junction Connector  
J 2 Junction Connector  
J 3 Junction Connector  
J 4 Junction Connector  
J 5 Junction Connector  
J 6 Junction Connector  
J 7 Junction Connector  
J 8 Junction Connector  
J 9 Junction Connector

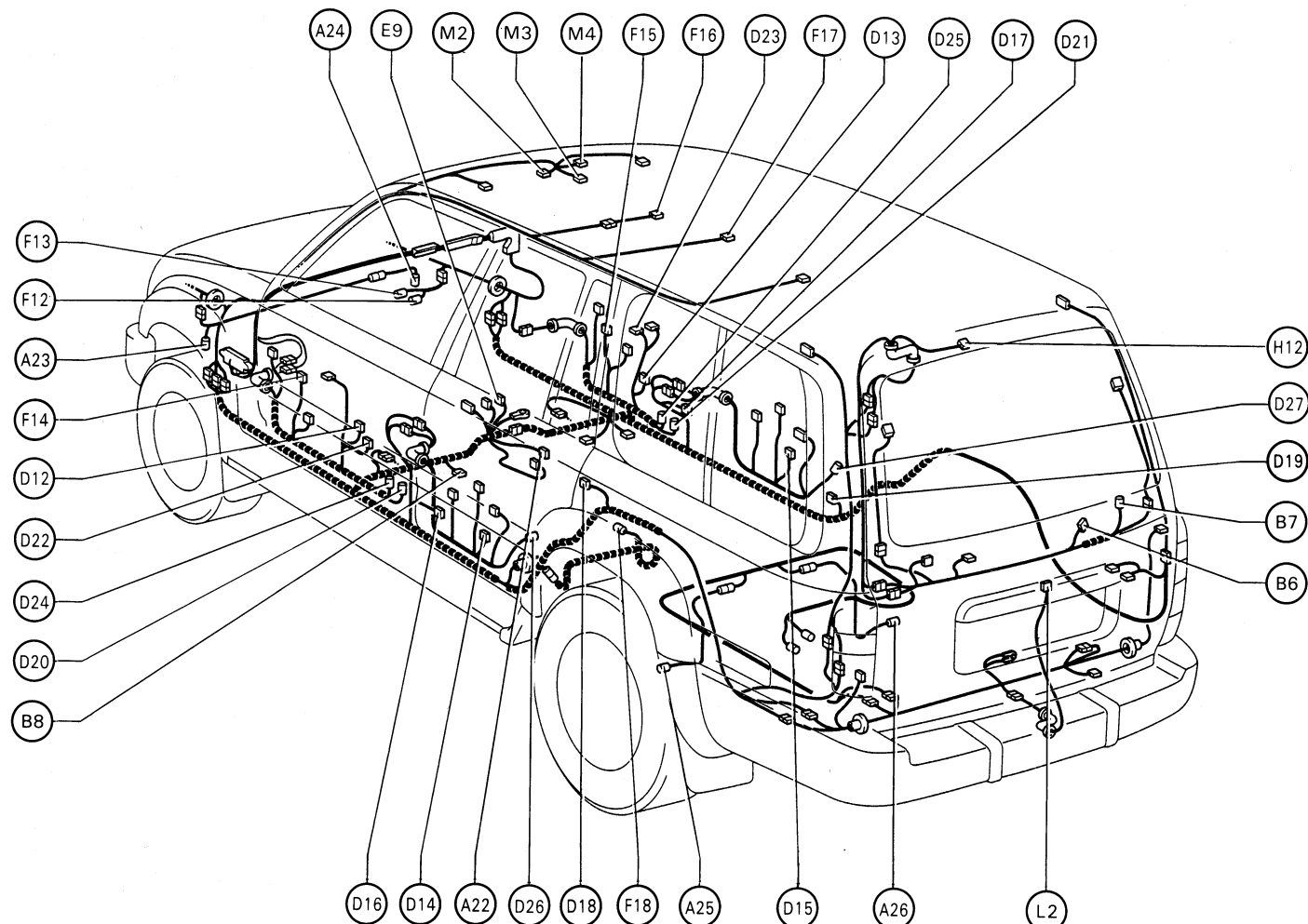
L 1 Light Retainer Relay

R 1 Radio and Player  
R 2 Radio and Player  
R 3 Radio and Player  
R 4 Rear Heater SW  
R 5 Rear Window Defogger SW  
R 6 Remote Control Mirror SW  
R 7 Rheostat

S 3 Seat Belt Warning Relay  
S 4 Short Connector (SRS)  
S 5 Short Connector (SRS)  
S 6 Short Connector (SRS)  
S 7 Short Connector (SRS)  
S 8 Short Pin (A/C)  
S 9 Short Pin (A/C)  
S 10 Short Pin (Center Diff. Lock)  
S 11 Stereo Component Amplifier  
S 12 Stereo Component Amplifier  
S 13 Stop Light SW

# ELECTRICAL WIRING ROUTING

## Position of Parts in Body



A 22 ABS Deceleration Sensor

A 23 ABS Speed Sensor Front LH

A 24 ABS Speed Sensor Front RH

A 25 ABS Speed Sensor Rear LH

A 26 ABS Speed Sensor Rear RH

B 6 Back Door Courtesy SW

B 7 Back Door Lock Motor

B 8 Buckle SW LH (w/o Power Seat)

D 12 Door Courtesy Light Front LH

D 13 Door Courtesy Light Front RH

D 14 Door Courtesy Light Rear LH

D 15 Door Courtesy Light Rear RH

D 16 Door Courtesy SW Front LH

D 17 Door Courtesy SW Front RH

D 18 Door Courtesy SW Rear LH

D 19 Door Courtesy SW Rear RH

D 20 Door Key Lock and Unlock SW LH

D 21 Door Key Lock and Unlock SW RH

D 22 Door Lock Control Relay

D 23 Door Lock Control SW RH

D 24 Door Lock Motor and Door Unlock Detection SW Front LH

D 25 Door Lock Motor and Door Unlock Detection SW Front RH

D 26 Door Lock Motor Rear LH

D 27 Door Lock Motor Rear RH

E 9 Electronically Controlled Transmission Pattern Select SW

F 12 Front Diff. Lock Control Motor

F 13 Front Diff. Lock Position SW

F 14 Front Door Speaker LH

F 15 Front Door Speaker RH

F 16 Front Interior Light (w/ Moon Roof)

F 17 Front Interior Light (w/o Moon Roof)

F 18 Fuel Sender and Pump

H 12 High Mounted Stop Light

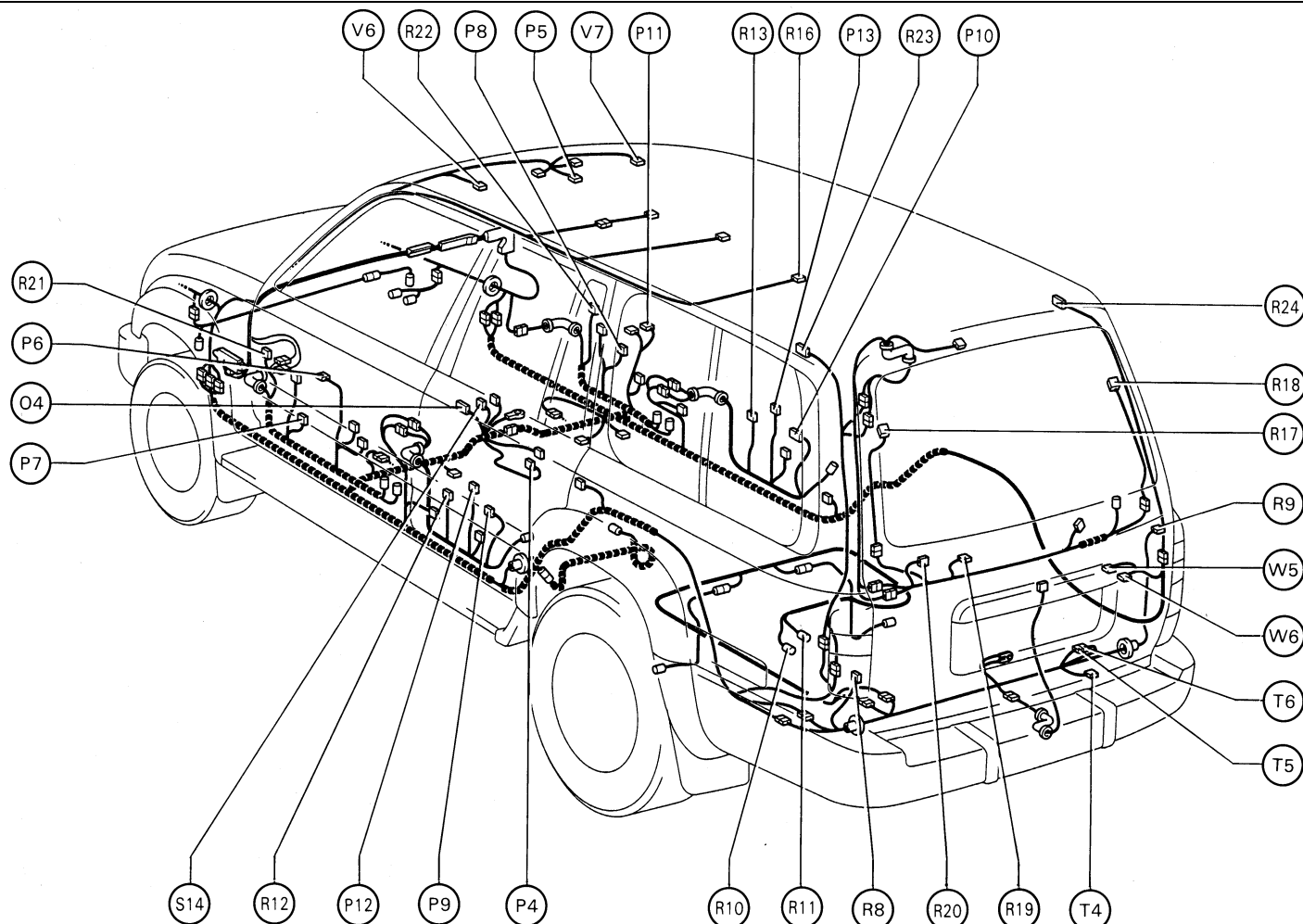
L 2 License Plate Light

M 2 Moon Roof Control Relay

M 3 Moon Roof Control SW and Personal Light

M 4 Moon Roof Limit SW and Motor

## Position of Parts in Body



O 4 O/D Main SW

P 4 Parking Brake SW  
P 5 Personal Light (w/o Moon Roof)  
P 6 Power Window Master SW  
P 7 Power Window Motor Front LH  
P 8 Power Window Motor Front RH  
P 9 Power Window Motor Rear LH  
P 10 Power Window Motor Rear RH  
P 11 Power Window SW Front RH  
P 12 Power Window SW Rear LH  
P 13 Power Window SW Rear RH

R 8 Rear Combination Light LH  
R 9 Rear Combination Light RH  
R 10 Rear Diff. Lock Control Motor  
R 11 Rear Diff. Lock Position SW  
R 12 Rear Door Speaker LH  
R 13 Rear Door Speaker RH  
R 14 Rear Heater  
R 15 Rear Heater Relay

R 16 Rear Interior Light  
R 17 Rear Window Defogger (+)  
R 18 Rear Window Defogger (-)  
R 19 Rear Wiper Motor  
R 20 Rear Wiper Relay  
R 21 Remote Control Mirror LH  
R 22 Remote Control Mirror RH  
R 23 Roof Speaker LH  
R 24 Roof Speaker RH

S 14 Shift Lock ECU

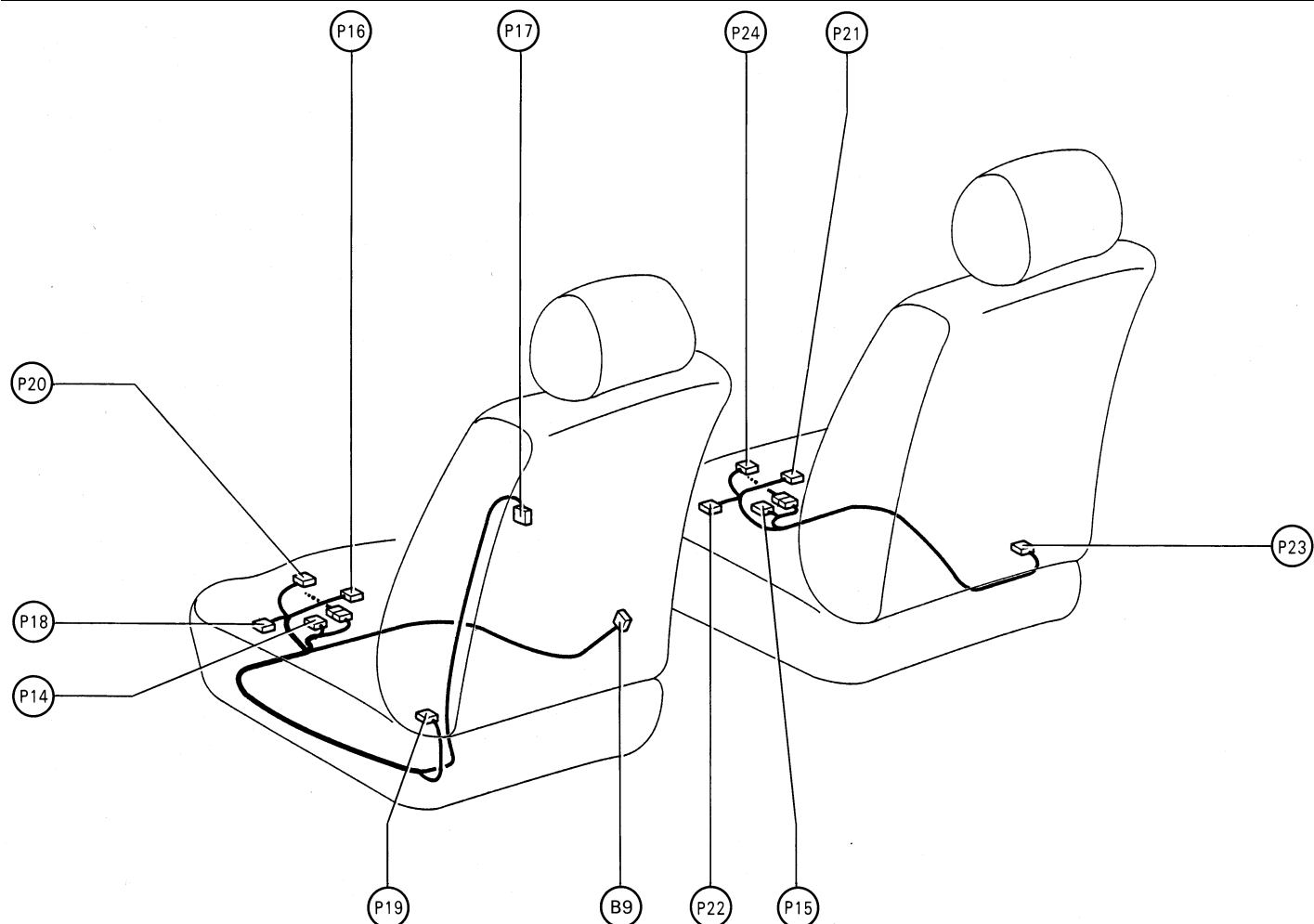
T 4 Trailer Socket (Tail and Stop Light)  
T 5 Trailer Socket (Turn Signal Light)  
T 6 Trailer Socket (Turn Signal Light)

V 6 Vanity Light LH  
V 7 Vanity Light RH

W 5 Woofer Speaker  
W 6 Woofer Speaker Amplifier

# ELECTRICAL WIRING ROUTING

## Position of Parts in Seat



B 9 Buckle SW LH (w/ Power Seat)

P 14 Power Seat Control SW (Driver's Seat)

P 15 Power Seat Control SW (Passenger's Seat)

P 16 Power Seat Motor (Driver's Seat Front Vertical Control)

P 17 Power Seat Motor (Driver's Seat Lumbar Support Control)

P 18 Power Seat Motor (Driver's Seat Rear Vertical Control)

P 19 Power Seat Motor (Driver's Seat Reclining Control)

P 20 Power Seat Motor (Driver's Seat Slide Control)

P 21 Power Seat Motor (Passenger's Seat Front Vertical Control)

P 22 Power Seat Motor (Passenger's Seat Rear Vertical Control)

P 23 Power Seat Motor (Passenger's Seat Reclining Control)

P 24 Power Seat Motor (Passenger's Seat Slide Control)