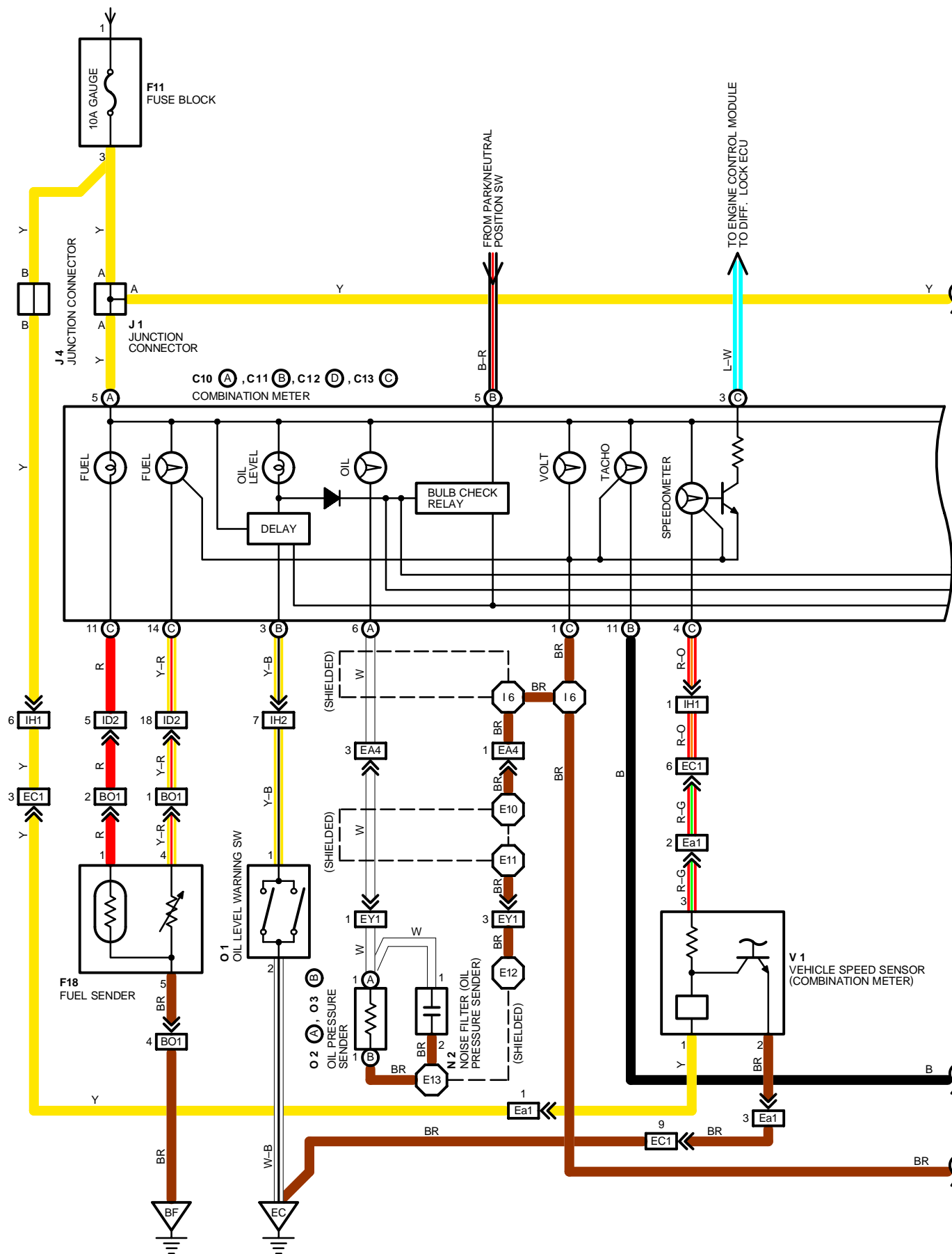
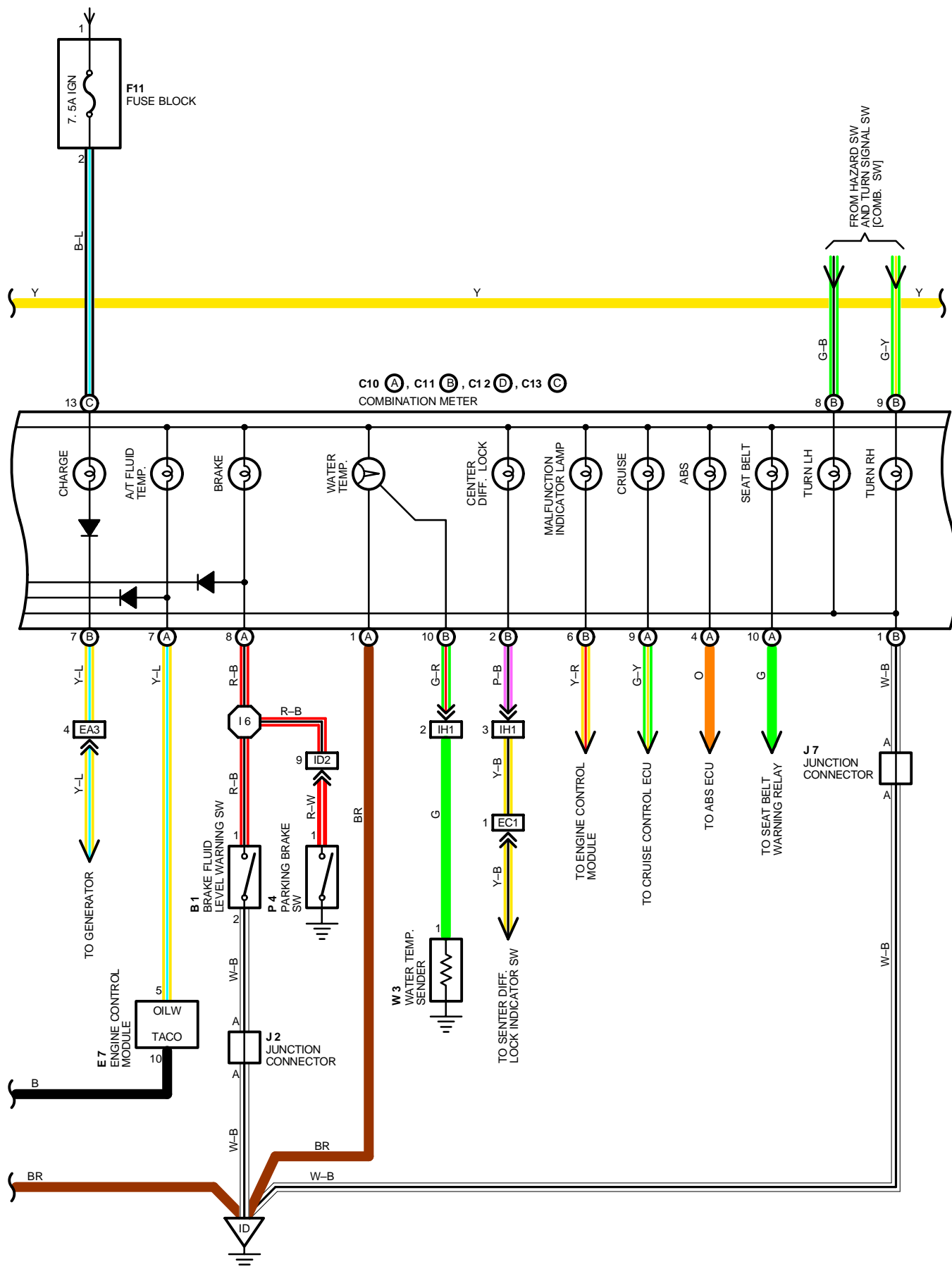


COMBINATION METER

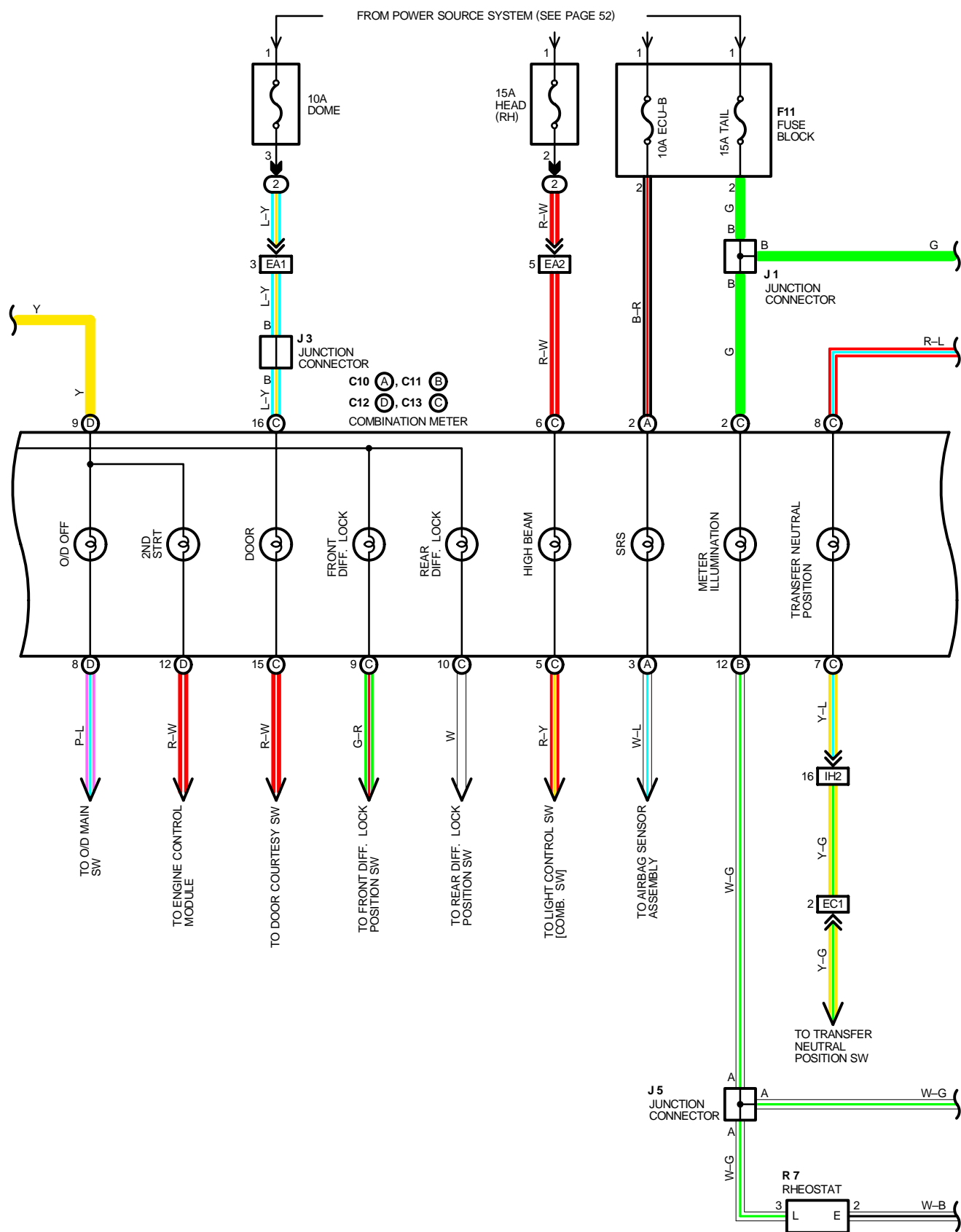
FROM POWER SOURCE SYSTEM (SEE PAGE 52)

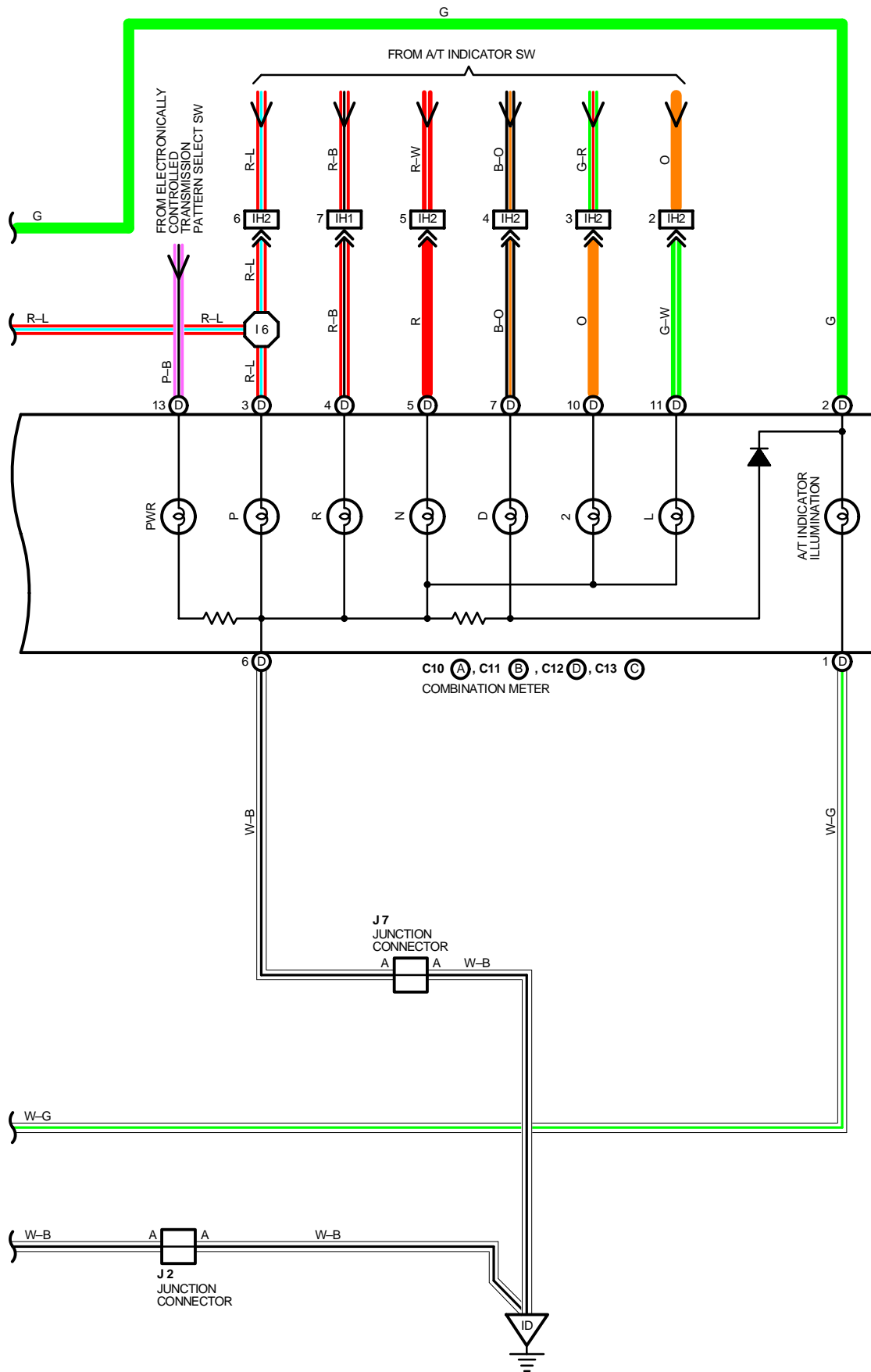


FROM POWER SOURCE SYSTEM (SEE PAGE 52)



164





COMBINATION METER

SERVICE HINTS

B 1 BRAKE FLUID LEVEL WARNING SW

1-2 : CLOSED WITH FLOAT DOWN

C10(A), C11(B), C12(D), C13(C) COMBINATION METER

(C)16-GROUND: ALWAYS APPROX. 12 VOLTS

(A)5, (C)13-GROUND: APPROX. 12 VOLTS WITH THE IGNITION SW AT ON POSITION

(A)1, (B)1, (C)1, (D)6-GROUND: ALWAYS CONTINUITY

P 4 PARKING BRAKE SW

1-GROUND : CLOSED WITH PARKING BRAKE LEVER PULLED UP

○ : PARTS LOCATION

CODE	SEE PAGE	CODE	SEE PAGE	CODE	SEE PAGE
B 1	22	J 1	25	O 2 A	23
C10 A	24	J 2	25	O 3 B	23
C11 B	24	J 3	25	P 4	27
C12 D	24	J 4	25	R 7	25
C13 C	24	J 5	25	V 1	23
E 7	24	J 7	25	W 3	23
F11	25	N 2	23		
F18	26	O 1	23		

○ : RELAY BLOCKS

CODE	SEE PAGE	RELAY BLOCKS (RELAY BLOCK LOCATION)
2	18	R/B NO. 2 (FRONT SIDE OF LEFT FENDER)

□ : CONNECTOR JOINING WIRE HARNESS AND WIRE HARNESS

CODE	SEE PAGE	JOINING WIRE HARNESS AND WIRE HARNESS (CONNECTOR LOCATION)
EA1	30	COWL WIRE AND ENGINE ROOM MAIN WIRE (LEFT FENDER)
EA2		
EA3		
EA4	30	COWL WIRE AND ENGINE ROOM MAIN WIRE (RIGHT FENDER)
EC1	30	ENGINE WIRE AND TRANSMISSION WIRE (NEAR THE STARTER)
EY1	30	OIL PRESSURE SWITCH WIRE AND ENGINE ROOM MAIN WIRE (NEAR THE AIR CLEANER)
Ea1	30	TRANSMISSION WIRE AND SPEED SENSOR WIRE (NEAR THE TRANSMISSION)
ID2	32	COWL WIRE AND FLOOR NO. 1 WIRE (LEFT KICK PANEL)
IH1	32	ENGINE WIRE AND COWL WIRE (BEHIND GLOVE BOX)
IH2		
BO1	34	FLOOR NO. 1 WIRE AND LUGGAGE ROOM NO. 2 WIRE (BESIDE THE FUEL TANK)

▽ : GROUND POINTS

CODE	SEE PAGE	GROUND POINTS LOCATION
EC	30	AIR INTAKE CHAMBER
ID	32	LEFT KICK PANEL
BF	34	UNDER THE CENTER CONSOLE BOX

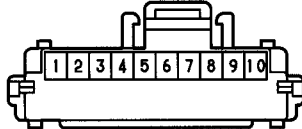
○ : SPLICE POINTS

CODE	SEE PAGE	WIRE HARNESS WITH SPLICE POINTS	CODE	SEE PAGE	WIRE HARNESS WITH SPLICE POINTS
E10	30	ENGINE ROOM MAIN WIRE	E13	30	OIL PRESSURE SWITCH WIRE
E11			I 6	32	COWL WIRE
E12	30	OIL PRESSURE SWITCH WIRE			

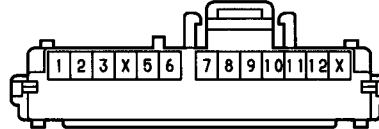
B 1 GRAY



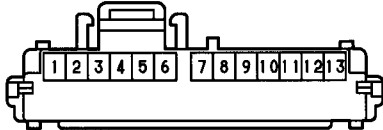
C10 (A) GRAY



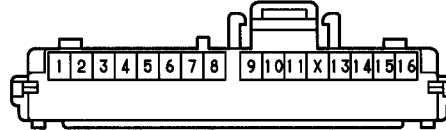
C11 (B) BLUE



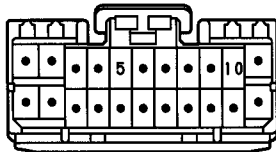
C12 (D) BROWN



C13 (C)



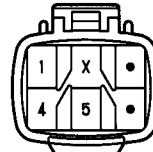
E 7 DARK GRAY



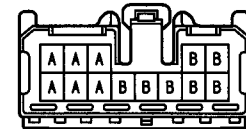
F11

(SEE PAGE 18)

F18 DARK GRAY



J 1 BLUE



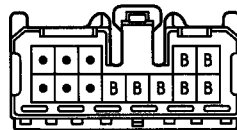
(HINT:SEE PAGE 7)

J 2 BLUE



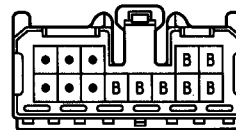
(HINT:SEE PAGE 7)

J 3 BLUE



(HINT:SEE PAGE 7)

J 4 BLUE



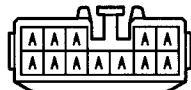
(HINT:SEE PAGE 7)

J 5 BLUE



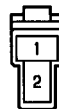
(HINT:SEE PAGE 7)

J 7 BLUE



(HINT:SEE PAGE 7)

N 2 BLACK



O 1 DARK GRAY



O 2 (A) BLACK



O 3 (B) GRAY



P 4



R 7



V 1 BLACK



W 3 GRAY

