


Last Modified: 2-6-2018	6.8:8.0.48	Doc ID: RM000003XLR02EX
Model Year Start: 2015	Model: Land Cruiser	Prod Date Range: [08/2014 -]
Title: AUDIO / VIDEO: AUDIO AND VISUAL SYSTEM (w/ Navigation System): Display Signal Circuit between Multi-display and Radio Receiver; 2015 MY Land Cruiser [08/2014 -]		

Display Signal Circuit between Multi-display and Radio Receiver

DESCRIPTION

The display image signal from the multi-media module receiver assembly is sent to the multi-display assembly using a digital communication cable.


WIRING DIAGRAM



INSPECTION PROCEDURE

PROCEDURE

1. CHECK DIGITAL COMMUNICATION CABLE CONNECTOR

(a) Check if the digital communication cable connectors between the multi-media module receiver assembly and the multi-display assembly have any connection problems .

(b) Check that the screen display is normal.

OK:


Screen display is normal.

NG ► **GO TO STEP 2**

OK ► **USE SIMULATION METHOD TO CHECK**

2.

CHECK MULTI-DISPLAY ASSEMBLY

(a) Replace the multi-display assembly with a new or normally functioning one  .

(b) Check that the screen display is normal.

OK:

Screen display is normal.

NG ► **PROCEED TO NEXT SUSPECTED AREA SHOWN IN PROBLEM SYMPTOMS TABLE**

OK ► **END (MULTI-DISPLAY ASSEMBLY IS DEFECTIVE)**

