

Driver Side Seat

Passenger Side Seat

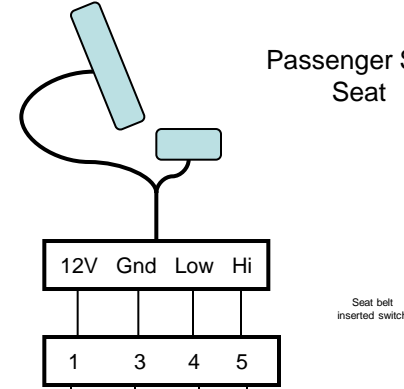
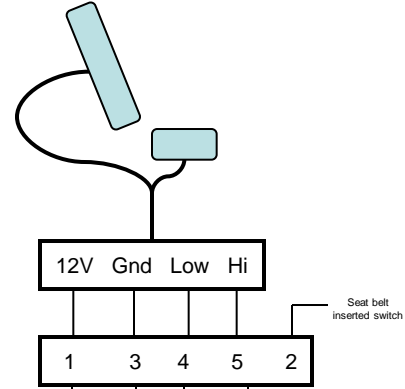
Control module

BC1 connector
(in seat)

Tail light-
switched

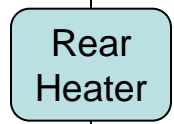
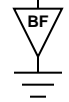
Switch connector
(floor under center console)

Switch



12VDC
(from F11
fuse box)

BM1 Connector
(floor under center console)



12VDC
(from F11
fuse box)

